

COMMUNITY SUMMARY

3150 Foothills Ave, Mountain Home, Idaho, 83647
Ring of 1 mile



25.8%
Services



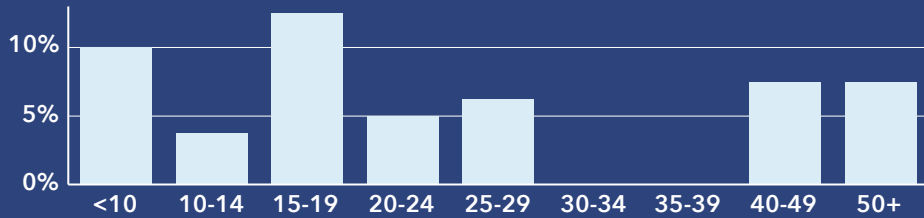
24.2%
Blue Collar



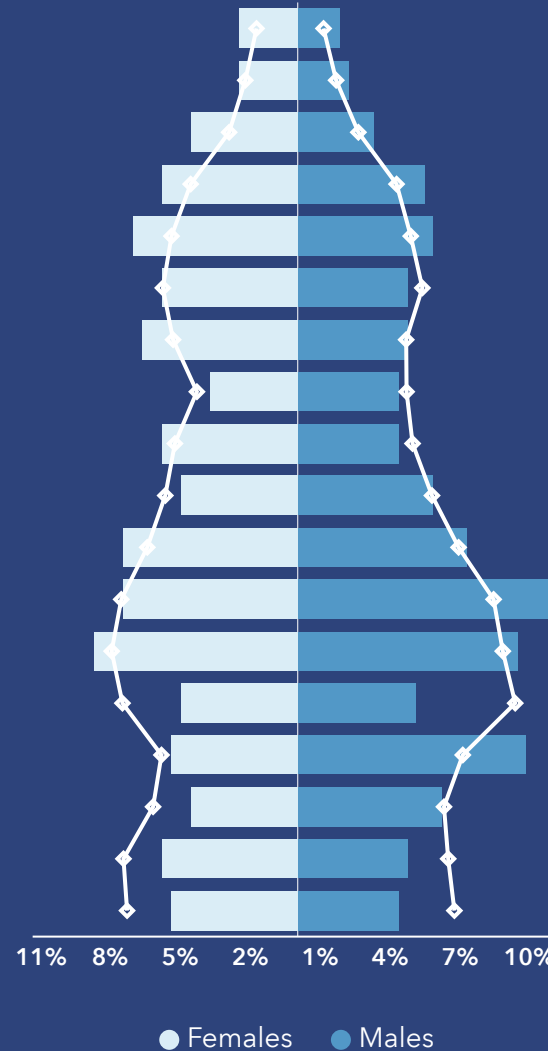
50.4%
White Collar

515	-1.11%	3.04	53.4	37.0	\$62,065	\$333,333	\$151,672	20.8%	58.3%	20.2%
Population Total	Population Growth	Average HH Size	Diversity Index	Median Age	Median HH Income	Median Home Value	Median Net Worth	Age <18	Age 18-64	Age 65+

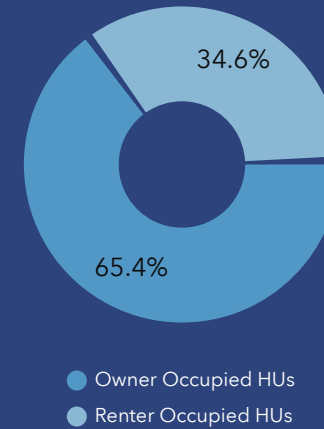
Mortgage as Percent of Salary



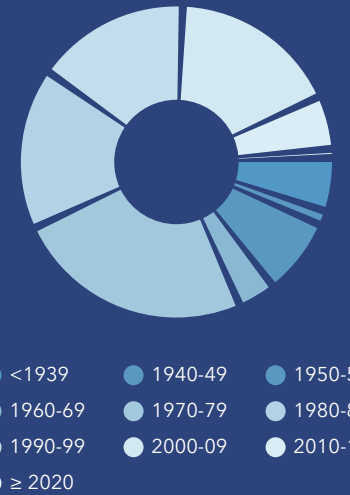
Age Profile: 5 Year Increments



Home Ownership



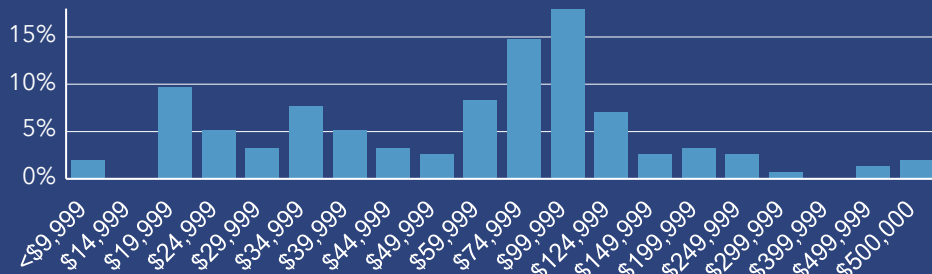
Housing: Year Built



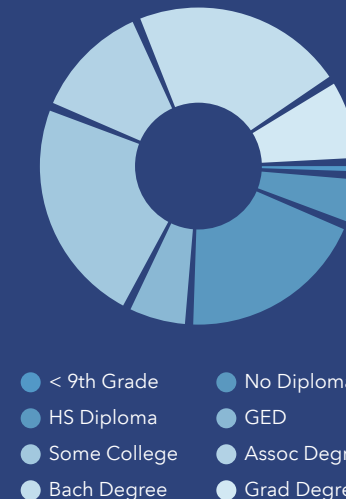
Home Value



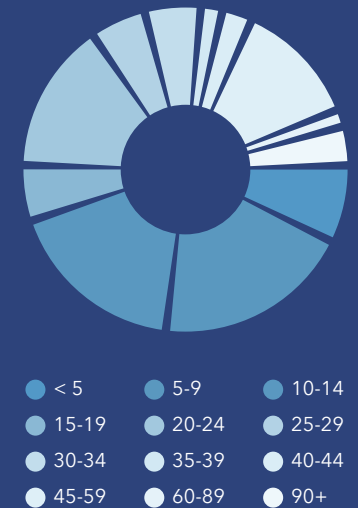
Household Income



Educational Attainment



Commute Time: Minutes



Dots show comparison to **Elmore County**

COMMUNITY SUMMARY

3150 Foothills Ave, Mountain Home, Idaho, 83647
Ring of 3 miles

19,467	0.83%	2.50	60.1	35.0	\$60,623	\$325,091	\$120,933	24.4%	59.7%	15.9%
Population Total	Population Growth	Average HH Size	Diversity Index	Median Age	Median HH Income	Median Home Value	Median Net Worth	Age <18	Age 18-64	Age 65+



22.4%
Services

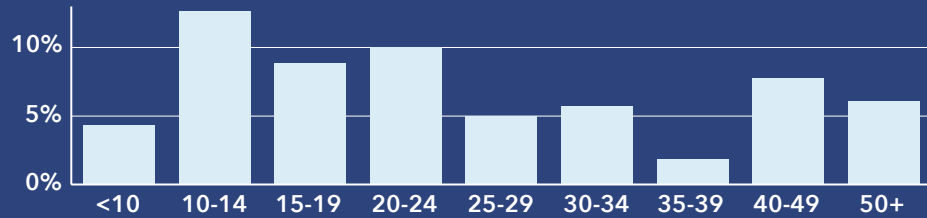


33.0%
Blue Collar



44.7%
White Collar

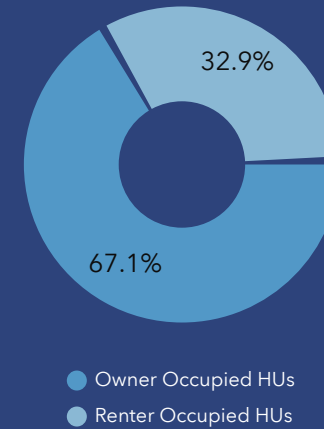
Mortgage as Percent of Salary



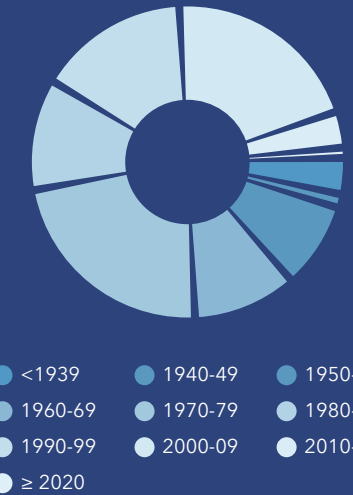
Age Profile: 5 Year Increments



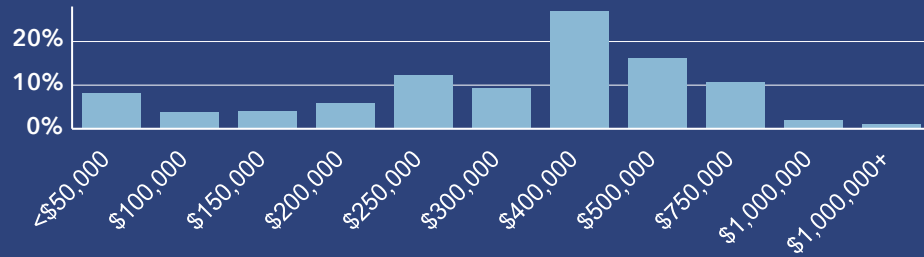
Home Ownership



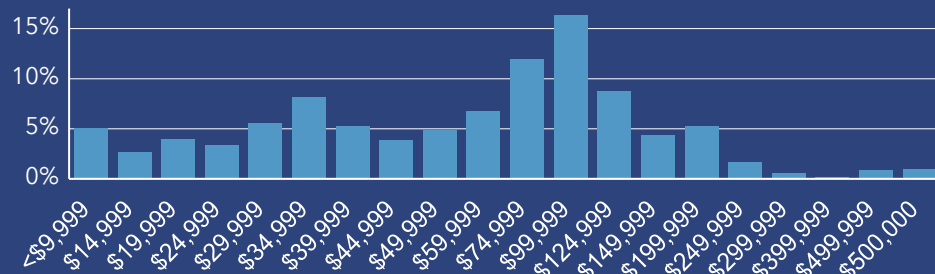
Housing: Year Built



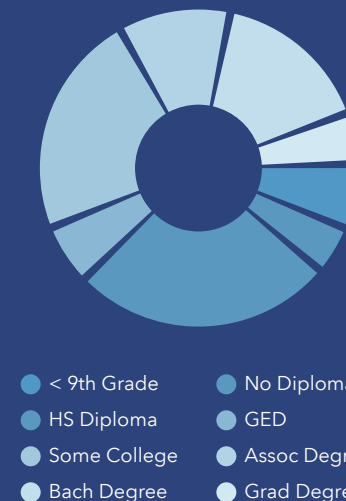
Home Value



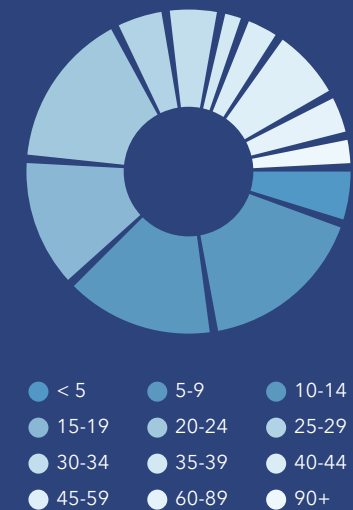
Household Income



Educational Attainment



Commute Time: Minutes



Dots show comparison to **Elmore County**

COMMUNITY SUMMARY

3150 Foothills Ave, Mountain Home, Idaho, 83647
Ring of 5 miles



21.5%
Services



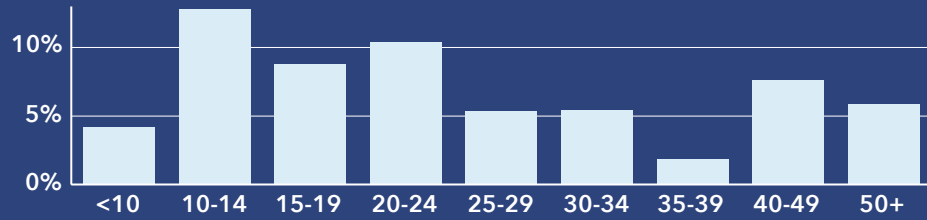
33.9%
Blue Collar



44.6%
White Collar

21,250	0.86%	2.52	59.9	35.3	\$61,390	\$333,191	\$126,643	24.4%	59.7%	16.0%
Population Total	Population Growth	Average HH Size	Diversity Index	Median Age	Median HH Income	Median Home Value	Median Net Worth	Age <18	Age 18-64	Age 65+

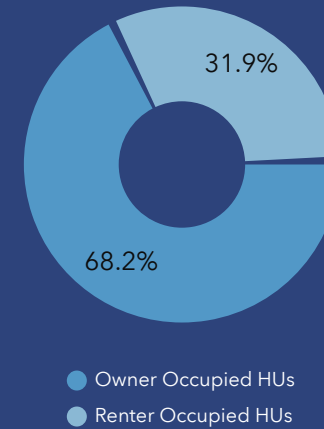
Mortgage as Percent of Salary



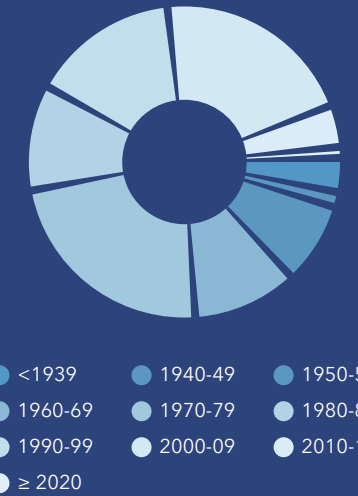
Age Profile: 5 Year Increments



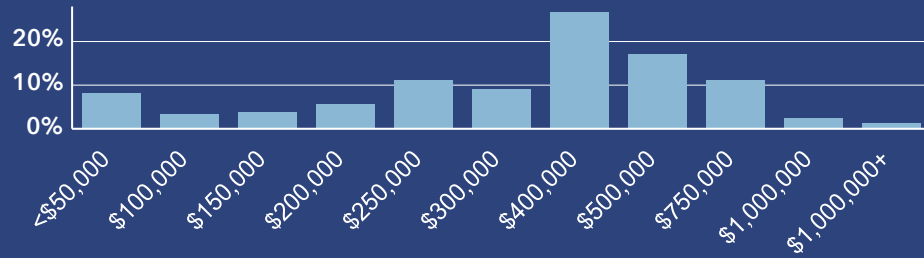
Home Ownership



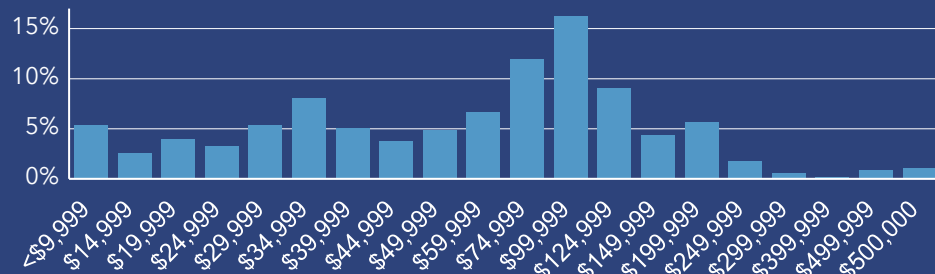
Housing: Year Built



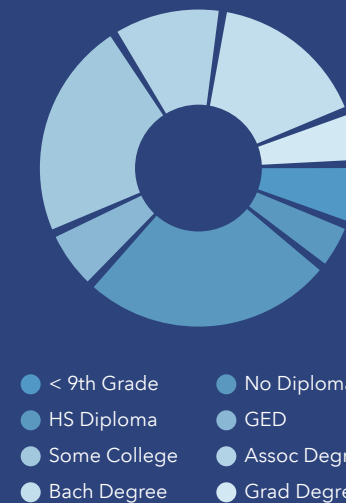
Home Value



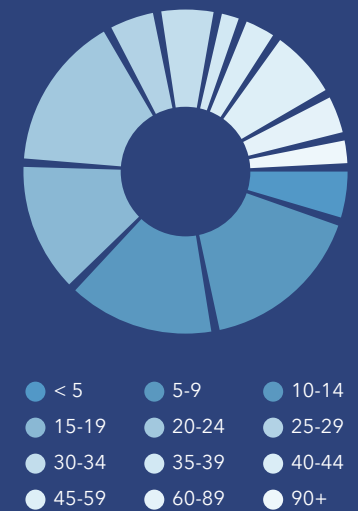
Household Income



Educational Attainment



Commute Time: Minutes



Dots show comparison to **Elmore County**